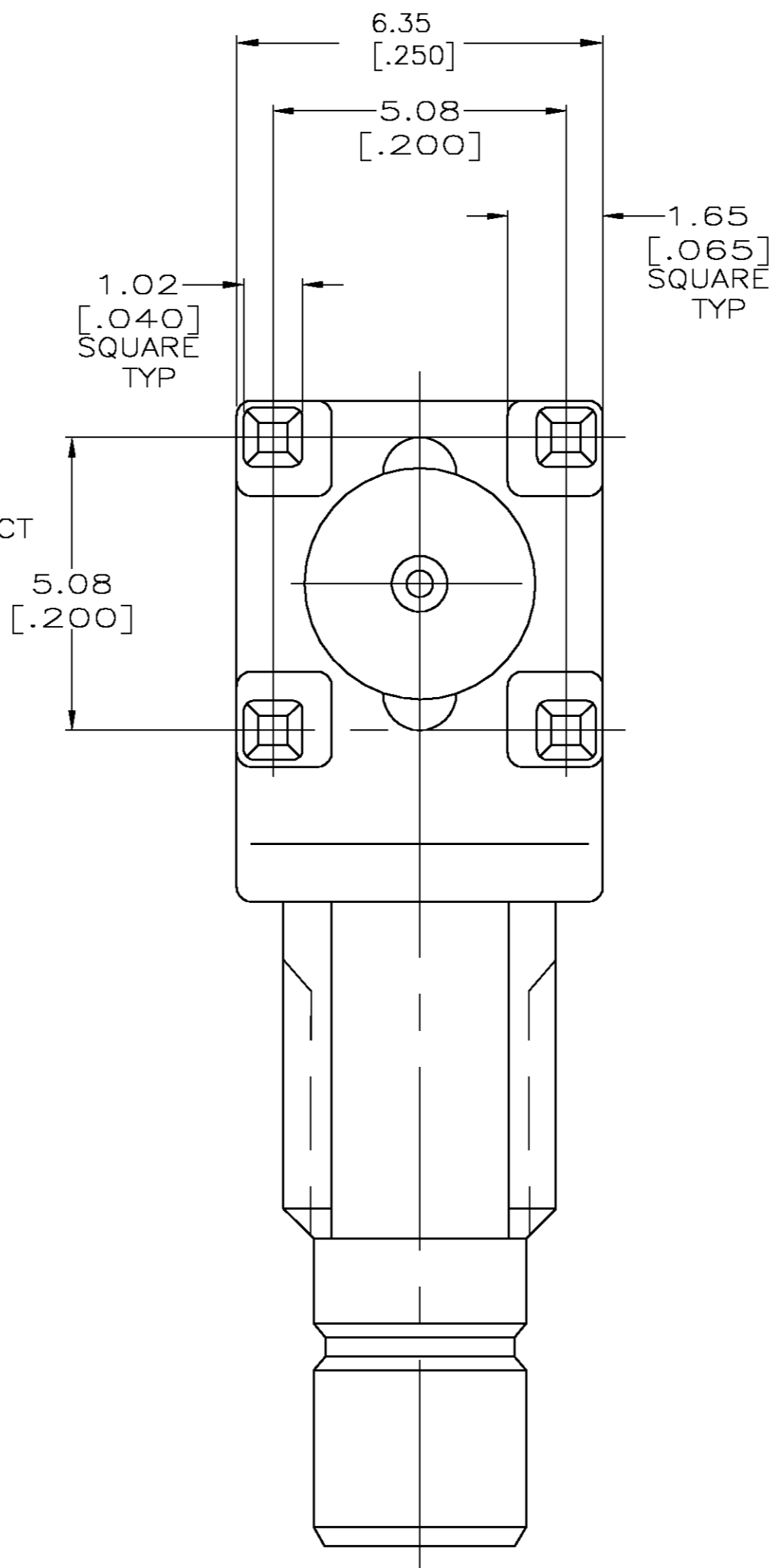
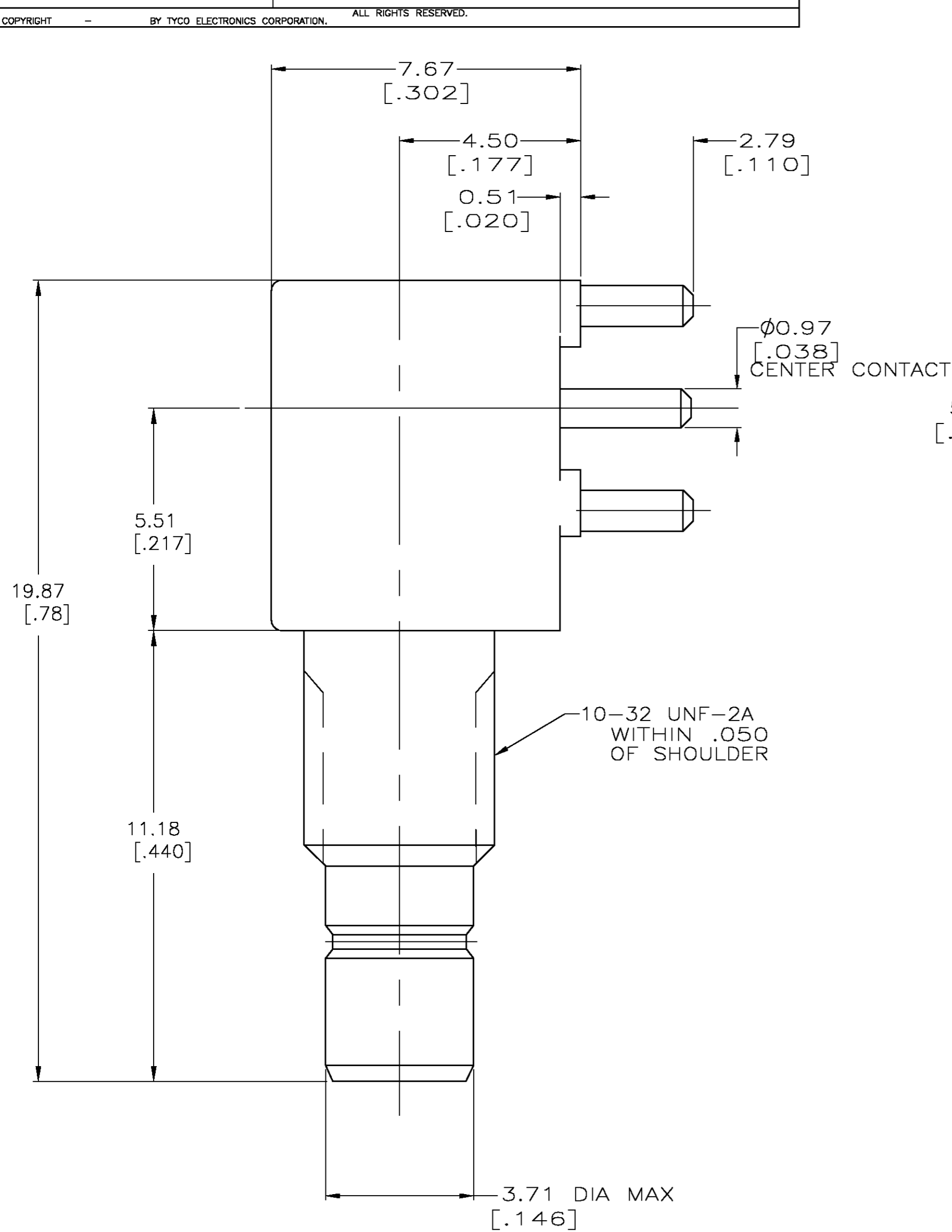
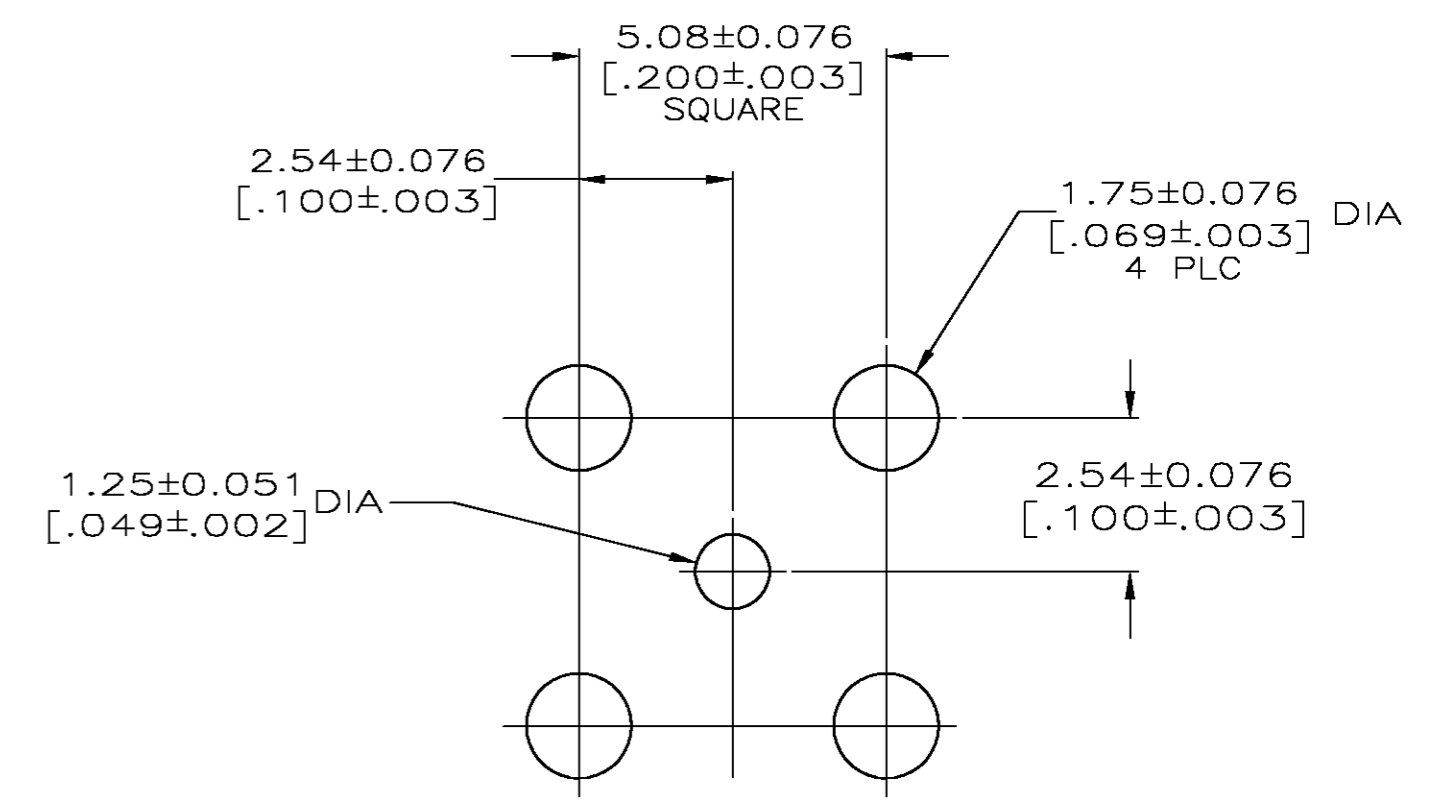


THIS DRAWING IS UNPUBLISHED. RELEASED FOR PUBLICATION
 © COPYRIGHT BY TYCO ELECTRONICS CORPORATION. ALL RIGHTS RESERVED.

LOC	DIST	REVISIONS			
P	LTR	DESCRIPTION	DATE	DWN	APVD
HC	00	A	REVISED PER EC OS14-0303-03	08JUL03	RMFRMF



- △ MATERIALS:
 SHELL: ZINC ALLOY (ACUZINC)
 CONTACT: BRASS PER QQ-B-626
 DIELECTRICS: TEFLON PER ASTM-D1710
- △ FINISH:
 CONTACT: GOLD PLATE PER MIL-G-45204
 SHELL: GOLD PLATE PER MIL-G-45204
- 3. INTERFACE PER MIL-C-39012
- 4. REFERENCE HEWLETT PACKARD PART NUMBER 1250-1512.



RECOMMENDED PCB CONFIGURATION

414963-1
 PART NUMBER

THIS DRAWING IS A CONTROLLED DOCUMENT.		DWN S. BURKHOLDER 06/FEB/96	tyco Electronics Tyco Electronics Corporation Norwood, Mass,02062	
DIMENSIONS: MM		CHK J. CABARLO 3-26-96	NAME PCB JACK, RIGHT ANGLE, SMB	
TOLERANCES UNLESS OTHERWISE SPECIFIED: 0 PLC ± - 1 PLC ± - 2 PLC ± 0.13 [.005] 3 PLC ± - 4 PLC ± - ANGLES ± °		APVD J. CABARLO 3-26-96	PRODUCT SPEC -	
MATERIAL △		FINISH △	APPLICATION SPEC -	RESTRICTED TO -
WEIGHT -		SIZE A2	CAGE CODE 00779	DRAWING NO C=414963
CUSTOMER DRAWING		SCALE 10:1	SHEET 1 OF 1	REV A